EUROPEAN COMMISSION
Directorate-General Information Society

Information Society Technologies: Content, Multimedia Tools and Markets

EVALUATION REPORT

Continuous Submission Scheme
September 2003
Second Evaluation

Volume I
Executive summary

Evaluation of proposals submitted under the continuous submission scheme of the Call for proposals to promote European digital content on the global networks published on 22 December 2002 in OJ C 320, p. 12.

Volume I	Executive Summary
Volume II	Proposal Abstracts and Evaluation Summary
Volume III	Annexes

Contents

1 INTRODUCTION 3

1.1 EVALUATION PROCEDURE 3
1.2 RESPONSE TO THE CALL 5
1.3 CONCLUSIONS 6

2 EVALUATION REPORT 7

2.1 INTRODUCTION AND METHODOLOGY 7
2.2 REPORTS PER ACTION LINE 7
2.2.1 Action Line 1 7
2.2.2 Action Line 2 11

3 RANKED RECORD OF PROPOSALS 14

4 STATISTICAL APPENDICES

APPENDIX 1: ECONTENT – LIST OF PROPOSALS
APPENDIX 2: STATISTICAL ANALYSIS OF THE RESPONSE TO THE CALL

1 INTRODUCTION

The third call for proposals of the eContent programme (Call for proposals for indirect actions under the programme to stimulate the development and use of European digital content on the global networks and to promote linguistic diversity in the information society)[1] is divided into two parts: A fixed deadline scheme (part 1), which closed on 21 March 2003, and a continuous submission scheme (part 2), which is open until 28 May 2004.

Proposals under the continuous submission scheme may be submitted at any time until closure, but will be evaluated at intervals, which will not exceed four months. In line with such intermediate evaluation cut-off dates announced in the call text and published on the eContent website[2], an evaluation of proposals received from 5 April to 4 August 2003 was conducted from 15 to 23 September 2003.

The present report presents the results of the said evaluation and is structured in three volumes:

- **Volume I** contains an Executive Summary of the evaluation proceedings, with reports on each of the areas covered by the call and a ranked record of proposals, containing an assessment of their quality and identifying those which may receive funding[3] (hereinafter referred to as the "ranked record of proposals").

- **Volume II** presents a short description and the evaluation reports of each individual proposal.

- **Volume III** compiles the material published for the call and provides general information as to the evaluators employed.

The continuous submission scheme invites proposals for **feasibility projects** under action lines 1 and 2 of the programme, as laid down in the *eContent Council Decision*[4] and further detailed in the *eContent Work Programme for the years 2003-2004*[5], which also provides information about the typical characteristics and requirements of feasibility projects. Feasibility projects are small-scale projects lasting six to nine months designed to provide a framework for early experimentation and the appraisal of new ideas. These projects are expected to result in a concrete project ready for implementation with a defined partnership and revenue model at the end of the feasibility phase.

The areas covered by the continuous submission scheme are:

- Improving access to and expanding use of public sector information,

- Enhancing content production in a multilingual and multicultural environment.

The present Executive Summary of the evaluation report describes the evaluation procedure followed (in section 1.1), provides a general analysis of the response to the call (in section 1.2) and presents the main conclusions that could be drawn (in section 1.3). It further contains detailed evaluation reports of the areas covered by the call (in section 2), the ranked record of proposals (in section 3) and comprises basic statistics on the call (in appendices I and II).

1.1 Evaluation Procedure

[1] Official Journal No. C 320, p. 12 of December 12, 2002.

[2] http://www.cordis.lu/econtent/call201202.htm.

[3] Pursuant to Art. 178.3 of the Implementing Rules of the new Financial Regulation.

[4] Official Journal No. L 14, p. 32 of January 18, 2001.

[5] Adopted by the Commission on December 19, 2002.

The procedures that governed the evaluation of the proposals submitted during the above-mentioned period of the continuous submission scheme are described in the *Guidelines for Evaluators* (Volume III, version of 6 January 2003). Evaluation procedures were amended with respect to previous calls in order to take into account provisions introduced by the new Financial Regulation[6] that entered into force on 1 January 2003.

The evaluation was carried out by an evaluation committee composed of three Commission officials, entrusted with making recommendations on the proposals to be selected for financing. The proceedings were conducted on Commission premises.

Seven external experts assisted this evaluation committee during the period 15 to 23 September 2003. These experts were selected from a list established following a "Call for applications for inclusion on lists of evaluators and reviewers in the framework of the eContent Programme"[7]. This list comprised in excess of 980 names when external experts were selected for this call.

External experts were selected according to the criteria listed in the *Guidelines for Evaluators*. It should be noted that one expert was contracted from an Accession Country, Slovenia.

The names and short curricula of the external experts who supported operations are given in Volume III. All evaluators received the *Guidelines for Evaluators* and other documentation related to the call listed in Volume III of this report together with the confirmation of their participation. The same information was published on the *e*Content website[8].

At the beginning of the evaluation process, the external experts were briefed on the process and its requirements as well as on their obligations with respect to confidentiality and possible conflicts of interest. An in-depth briefing on the objectives of each open action line and the particularity of feasibility projects was also given. The evaluators signed a *Conflict of Interest and Confidentiality Declaration* after taking note of an abstract of each proposal in the respective action line, so as to detect potential conflicts of interest with respect to proposals submitted during this intermediate evaluation period. No conflict of interest was declared. A second briefing – in the format of a question and answer session – was held after the external experts concluded their individual reading of proposals. A detailed evaluation planning is attached as part of Volume III.

Proposals were evaluated according to the selection and award criteria set out in the call text. The criteria as well as the procedures governing the submission of proposals were further detailed in a *Guide for Proposers* made available on the *e*Content website. In particular, this guide describes submission requirements, encloses the forms needed for completion of a proposal and provides background information as to the legal and financial requirements for participation.

The evaluation was carried out in areas corresponding to the two action lines mentioned above, representing one panel each. Both panels established a ranking and drafted a panel report on the basis thereof. The ranking lists produced by the two panels were then merged into a single list for the whole programme as presented in section 3 of this report. The methodology followed is set out in section 2 below.

For each evaluated proposal, an *Evaluation Summary Report* (ESR) was produced. This report contains details on the main characteristics of the proposal such as consortium composition, budget per partner and a short synopsis of the project as given by the proposers on the one hand and the scores and the comments underpinning them as given by the evaluators on the other.

The ESRs are reproduced in Volume II of the present report. ESRs will be communicated to proposers to inform them of the results of the evaluation of their proposal.

---

[6] Official Journal No. L 248, p. 1 of September 16, 2002.

[7] Official Journal No. S 247 of December 23, 2000.

[8] http://www.cordis.lu/econtent

As set forth in the Guidelines for Evaluators (version of 6 January 2003 - attached as part of Volume III), proposals could be marked on a six-point scale from 0 to 5 (5 = Excellent, 4 = Very Good, 3 = Good, 2 = Fair, 1 = Poor, 0 = The proposal fails to address the issue under examination or cannot be judged against the criterion due to missing or incomplete information).

After evaluation, any one proposal could be considered as:

Eligible: An eligible proposal fulfils all eligibility criteria and received scores against each of the award criteria set forth in the call documents. All proposals in this group attributed a minimum overall score of 4 (Very Good) were ranked by order of priority, first by the ranking panel for each area and then in the merged ranking list at call level.

Out of scope (ineligible on content grounds, i.e. failing to address the issue under examination or impossible to judge against the criterion due to missing or incomplete information): Proposals considered as being out of scope were found not to be in line with the objectives of the open action lines as published in the call text and further specified in the *Work Programme 2003-2004*. Proposals in this group were scored 0.

Ineligible on formal grounds: A proposal considered as ineligible on formal grounds does not satisfy one or more of the eligibility criteria published in the call documentation. For each proposal in this group, a specific report summarises the reasons for their respective ineligibility.

Section 3 of the present Executive Summary contains the ranked record of proposals derived from the overall ranking list, established by the Evaluation Committee in collaboration with the rapporteur, merging the ranking lists of the two areas and listing proposals by order of priority in relation to their overall relevance to the programme and call. This ranked record of proposals thus indicates the project proposals to open negotiations with, taking into account budgetary constraints. It will be communicated to the members of the Management Committee of the eContent programme[9] for their information[10] before a final decision shall be taken by the Commission. The Commission services will enter negotiations with proposals listed in the ranked record of proposals with the aim of signing contracts.

1.2 Response to the Call

20 proposals were received under the continuous submission scheme from 5 April 2003 to 4 August 2003. The table below provides an overview of the breakdown and status of proposals by action line:

Table 1 - Overview of Continuous Submission Scheme

Action Line	Total No. of proposals received	Ineligible on formal grounds	Out of scope (ineligible on content grounds)	Eligible
AL 1	11	5	0	**6**
AL 2	9	0	1	**8**
Total	**20**	**5**	**1**	**14**

As table 1 shows, the response was almost evenly distributed between the open action lines, with action line 1 at a slight advantage (55% for AL1 vs. 45 % for AL2), which is reversed when taking into account eligible proposals only (43% for AL1 vs. 57% for AL2).

[9] Article 5 of the *e*Content Council Decision.

[10] According to Article 4.4 of the *e*Content Council Decision

Proposals submitted under action line 1 addressed subjects like cultural heritage, moving images, environmental issues, ebusiness and services intended to facilitate the competitivity and sustainability of SMEs, while proposals submitted under action line 2 covered elearning, etraining, business and globalisation matters as well as services intended to provide better access to information on intellectual property rights and the news.

With Community funding ceilinged at € 200,000, the average funding request per eligible proposal amounts to € 180,933. The 60 participants in the 14 eligible proposals are based in 12 Member States, one EFTA country and six Accession Countries[11]. 31 participants are classified as private commercial organisations, while eight are private non-profit, four public commercial and another 17 governmental organisations.

As in previous calls, a special note should be made of the participation of small and medium-sized enterprises (SMEs), accounting for 35 out of 60 participants with an average funding request of € 43,257 per participant. Their participation remains stable in this call at 58.3 %. Moreover, companies with less than 50 employees account for a good 88 % of the SMEs applying, thus highlighting the relevance of the eContent programme to its targeted constituency, small and micro enterprises.

Six out of the 20 proposals received were found to be ineligible: five on formal grounds and one on content grounds (out of scope). As the decision on formal eligibility was only taken after completion of the evaluation, 19 proposals were submitted for evaluation, while one proposal was only accepted as having been submitted for the eContent Programme after the end of the evaluation (for details, see section 2.2 below). All proposals submitted for evaluation are listed in the panel reports provided by the action lines. Additional details are given in Volume II for each individual proposal.

1.3 Conclusions

Taking into account the type of proposals invited in this call, the subjects addressed by the eligible proposals are relevant both to the objectives of the programme and the market place, a conclusion underlined by the interesting mix of participants, both in terms of geographical coverage as well as organisation type.

The response among the proposals submitted during the intermediate evaluation period under discussion in this report thus confirms the attractiveness of the programme to a high number of SMEs, also in Accession Countries, who have combined, in a variety of proposals, with other private and public sector organisations. It is thus worthwhile noting that 39 participants are private sector organisations, joining in with 21 governmental and public bodies. This confirms the programme's close links to, and relevance for, the market place and the public sector alike.

[11] Full participation in the call was open to the following Candidate and Accession Countries: Czech Republic, Estonia, Hungary, Latvia, Lithuania, Malta, Poland, Romania, Slovenia and Turkey. As a whole, participation from these countries represents some 22% of the response to the call in terms of applying organisations.

2 EVALUATION REPORT

2.1 Introduction and Methodology

The evaluation was conducted with the assistance of seven external experts, grouped into two evaluation teams of three experts each, one for action line 1 and one for action line 2. One external expert had the role of rapporteur to assist with ensuring overall comparability and coherence of the evaluation results.

The outcome of the initial (individual and then collective) evaluation was reviewed in panel sessions chaired by a Commission official, attended by the evaluation team for each action line and the rapporteur. The ranking lists figuring in sections 2.2.1 and 2.2.2 below reflect the consensus view of the members of each panel.

Then a final cross-panel session, bringing together the members of the Evaluation Committee and the rapporteur, took place. The discussion held at this meeting yielded the final ranking list given in section 3 of this report (ranked record of proposals). Such overall list was established by merging the two panel ranking lists into one. One proposal retained by the action line 2 panel was not put on the overall list for reasons set forth in section 3 below.

Hence four proposals are recommended for funding out of a total of 14 eligible proposals.

Their quality is comparative to the quality of proposals that were ranked as a result of previous evaluations under continuous submission schemes.

2.2 Reports per Action Line

2.2.1 Action Line 1

The specific objective of the continuous submission scheme in this area is to stimulate access to and expand the use of public sector information through the co-funding of feasibility projects. In line with the overall objective of improving access to and expanding use of public sector information, this part covers both sublines 1.1 "Cross-border information services based on public sector information" and 1.2 "Establishment of European digital data collections".

Out of 11 proposals received, 5 were considered ineligible[12] for the following reasons:

Prop. No.	Prop. Title	Reason for Ineligibility
41 059	DAEMON	**The proposal does not comply with lit. (e) "Proposal completeness" of the eligibility criteria set forth in point 4 of the call text:** *Even after a request for provision of additional proof establishing financial and operational capacity in line with Art. 178 para. 2 of the rules implementing the new Financial Regulation, the proposal is lacking the A3 form and accounts for the partner BBC.*
41 060	MKK System	**The proposal does not comply with lit. (d) "Consortium composition":** *The consortium does not consist of at least two independent entities. The co-ordinating organisation (MKK) confirmed in an e-mail exchange that it owns 74 % of the other proposed contractor (EMK).*
41 066	VEFORSME	**The proposal does not comply with lit. (e) "Proposal completeness" and, as a consequence, not with lit. (d) "Consortium composition":** *Even after a request for provision of additional proof establishing financial and operational capacity in line with Art. 178 para. 2 of the rules implementing the new Financial Regulation, the proposal lacks the co-ordinator's (ACTAN SA) A2 and A3 forms and accounts. The co-ordinator is based in France; the other two partners are from Romania. As a result the consortium must be considered as consisting of only two applicants based in one single country (Romania), rather than in a minimum of two participating countries.*
41 067	VIPECON	**The proposal does not comply with lit. (e) "Proposal completeness" and, as a consequence, not with lit. (d) "Consortium composition":** *Even after a request for provision of additional proof establishing financial and operational capacity in line with Art. 178 para. 2 of the rules implementing the new Financial Regulation, this proposal is lacking the co-ordinator's (ACTAN SA) A2 and A3 forms and accounts. The co-ordinator is the same as for the above proposal. Two other partners are from Romania and one from Cyprus. Cyprus does not participate in the eContent Programme. As a result the consortium must be considered as consisting of only two applicants based in one single country (Romania), rather than in a minimum of two participating countries.*
41 068	Rehabilitation of children exposed to traumatic events due to conflict and war situation	**The proposal does not comply with lit. (a) "Non-bankruptcy declaration", (c) "signatures" and (e) "completeness":** *The proposal contains the A1, A2 and A3 form for the co-ordinator and A2 forms for the other 2 contractors. Essential fields in these forms have not been filled in and none of the forms are signed. The proposal does not contain A3 forms for the other 2 contractors. The proposal does not include any budgetary information (i.e. blank A4 and A5 forms) nor any non-bankruptcy declarations. The proposal was submitted on eContent specific application forms, but does not deal with digital content nor with global networks. Its objectives are psycho-social studies.*

It is worthwhile mentioning that for the four proposals that were subsequently declared ineligible on formal grounds, the evaluation carried out based on the selection and award criteria would have placed each of them in the group of proposals not to be retained. The proposing consortia of these four proposals will be informed both of the reasons for ineligibility and of the results of the technical evaluation.

[12] One proposal (41068 - Rehabilitation of children exposed to traumatic events due to conflict and war situation) was submitted on 02/07/03 in an inner envelope labelled "FP6 research proposal", but completed on eContent specific forms. Its objective is to carry out psycho-social studies of the impact of conflict and war situations on the mental health of children; it thus neither meets the objectives of FP VI nor of the eContent Programme. Moreover, it does not meet all eligibility criteria. Given that it was submitted in the course of the intermediate evaluation period under consideration in the present report and on eContent specific application forms, however, it was decided on 22/09/03, i.e. only after completion of the evaluation, that rejection under the eContent programme with the present batch of proposals would appear more appropriate than rejection under FP VI.

The six eligible proposals bring together 26 organisations from 10 Member States, one EFTA country and two 2 Accession Countries, of which 19 represent the private sector and seven the public domain. The total funding requested by these six proposals amounts to € 1,139,057, with an average of € 189,843 by proposal. 65.4 % of participants are SMEs with an average funding request of € 43,278.

2.2.1.1 Panel Recommendations

The panel concluded that the following proposals are eligible, meet all the relevant criteria and are worth considering for Community support, recommending the following ranking:

Table 2– Proposals recommended for Community Support

Ranking	Proposal No.	Proposal Acronym	Overall Score
1	42 062	ALTAIR	4
2	42 063	EMeteoSRV	4
3	41 064	INNOVATRIX	4

The panel looked upon the following proposals as not worth considering for Community support, because they were not sufficiently developed or because better proposals exist:

Table 3 – Proposals not recommended for Community Support

Proposal No.	Proposal Acronym	Overall Score
41 061	E-FIRST	3
41 058	EU-INTELLIGENCE	3
41 065	CHRONOS	2

2.2.1.2 Comments on Ranked Proposals

The following comments outline the considerations underlying the conclusions drawn and the recommendations made by the evaluation team, including suggested improvements and possible budget reductions. Further details regarding the implementation of the proposals are given in the respective ESR.

41062 ALTAIR

Description

This project aims to harness the potential of mobile communications technology by developing a multilingual application for online ticketing and which provides cross-border public sector transport information to mobile travellers and tourists. The project will study user needs and technological feasibility, examine cross-border legal and regulatory issues, demonstrate a small prototype using a mixture of existing and emerging technology and prepare a business case to secure funding from the private sector for commercial exploitation of the system throughout Europe. The innovative e-ticketing function combined with a multilingual mobile platform for public sector travel information will create a unique solution to the problems of cross-border travel for tourism and business. The project will develop a proposal for a common European standard to aid the integration of travel and transport information between public sector content providers and private sector technology suppliers and web publishers. The ultimate project objective is to provide multilingual online ticketing payment facilities and give the travelling public real-time, location-specific access to cross-border public transport information, enabling them to make an informed choice thereby encouraging the use of alternative, energy-efficient and environmentally-friendly modes of transport.

Comments

This project proposes an investigation into the feasibility of a cross-border information system for transport, mainly via mobile phones and PDAs, with a linked e-ticketing facility. The proposal is very good and contributes to EU transport and consumer policies, as well as fitting well into the eContent work programme. The consortium is strong and the work packages are well structured.

This is a high-quality proposal, which is well aligned with the requirements of the programme. The idea of using e-ticketing as a way of charging for information is an additional interesting approach.

If feasibility is demonstrated, the impact will be high and contribute to improved accessibility to information about transport and tourism in Europe.

It is important, however, that developments and potential problems with mobile communications are taken into account.

41063 EMeteoSRV

Description

The purpose of this work is to conduct a feasibility study for advanced Internet and GSM services based on data from meteo forecasts primarily dedicated to Eastern Europe with possibility of further extension to the other European countries. An additional purpose is to analyse the possibility of creating a cross-border B2B e- commerce platform aggregating weather data and selling it in the form of standard products to media companies like Internet portals, TV, radio and GSM content providers. The work would be conducted by a consortium of the Institute of Meteorology and Water Management - a beneficiary of a World Bank loan - implementing one of the most advanced systems for flood forecasting and prevention in the world; DRQ, a software house, provides IT solutions for advanced commercial Internet and GSM services in Poland, which has been contracted for a large part of the system; Neursoft of France - a creator of advanced Internet services.

The deliverable of this work will be a complete business plan of the venture containing a full product definition, the technical design and an implementation schedule as well as a revenue analysis supported by detailed market research in selected European countries.

Comments

This proposal concerns the setting up of a pan-European environmental information service, based on public data, including an indirect alerting system for subscribers via media providers, with SMS as one option. This is a good proposal with high European relevance, particularly concerning climatic emergencies and crises. The work plan is well presented. Despite the high expertise shown amongst the partners, the consortium is a little unbalanced and could benefit from the inclusion of a partner from another eligible country - this is in order to validate the project more completely and to initiate further international co-operation. If information is to be targeted at the citizen, then appropriate structuring and filtering is important; the proposed use of GPS for geographical filtering has been noted, but filtering by content type is also critical. This is a very good proposal, addressing an issue that has been highlighted throughout southern Europe during the summer of 2003. It addresses an area where a better focus is required and is thus innovative, particularly in its use of mobile delivery. The impact and extended viability will be high if feasibility is demonstrated.

41064 INNOVATRIX

Description

The goal of the “INNOVATRIX” project is to develop a portal as a means to define and prove the validity of the concept of using innovation support methodologies based on the exploitation of public information, as a way to produce high added value content. The result shall provide means to render effective the demanding process of managing innovation in SMEs and industrial companies. A consortium of public and private institutions has gathered together in order to define and validate a set of tools and methodologies that can process publicly accessible data, as industrial property and other innovation related information, in order to generate content adapted to the specific innovation needs of European SMEs and other industrial companies. The challenge addressed by "INNOVATRIX" is to add value to the chain of the innovation information transfer, by producing high added value content that can become a solid innovation management instrument for SMEs and industrial companies. In order to do so, "INNOVATRIX” will define and validate an enhanced functionality tool capable of extracting knowledge from public industrial property information, thus creating commercially exploitable content from public data.

Comments
This proposal concerns the evaluation of already existing software to solve the problem of access to technical information by SMEs. The proposal is well aligned with EU policies on innovation although exploitation will depend on effective dissemination to overcome the problems encountered in encouraging innovation in SMEs. The proposal is well structured and the work plan is sound.

Details on all other proposals are recorded in Volume II of the present report.

2.2.2 Action Line 2

The specific objective of the continuous submission scheme in this area is to ease access to and ensure a wider availability of high quality networked content across markets and communities, by encouraging co-operation between the European content and language industries, through the co-funding of feasibility projects. Under the umbrella of the wider goal of enhancing content production in a multilingual and multicultural environment, the call was open for sublines 2.1 "Partnerships for multilingual and multicultural content" and 2.2 "Strengthening the linguistic infrastructure".

Of the nine proposals received, eight proposals were considered eligible and one proposal was considered as falling outside the scope of the call.

The eight eligible proposals bring together 34 organisations from eight Member States, one EFTA country and five 5 Accession Countries, of which 20 represent the private sector and 14 the public domain. The total funding requested by these eight proposals amounts to € 1,394,011, with an average of € 174,251 by proposal. 52.9% of participants are SMEs with an average funding request of € 43,235. Although the percentage of SMEs participating in this area of the call is somewhat lower in action line 1, it is interesting to note that their average funding request is almost identical (€ 43,235 under AL2 vs. € 43,278 under AL1).

2.2.2.1 Panel Recommendations

The panel concluded that the following proposals are eligible, meet all the relevant criteria and are worth considering for Community support, recommending the following ranking:

Table 4 – Proposals recommended for Community Support

Ranking	Proposal No.	Proposal Acronym	Overall Score
1	42 061	NENA	4
2	42 067	MIP-RITE	4

The panel looked upon the following proposals as not worth considering for Community support, because they were not sufficiently developed or because better proposals exist:

Table 5 – Proposals not recommended for Community Support

Proposal No.	Proposal Acronym	Overall Score
42 060	eLEARNING CITY	3
42 068	TRADEMORE	3
42 063	SMILE	2
42 065	MULTICON	2
42 066	GLOBALISATION	2
42 064	@INVESTMENT	1

The panel further considered the following proposal as falling outside the scope of the call, because it fails to address the objective of the action line, and hence the "issue under examination":

Table 6 – Proposals falling outside the Scope of the Call

Proposal No.	Proposal Acronym	Overall Score
42 062	MT4BALTIC	0

Indeed, the Work Programme 2003-2004 sets out on page 13 in its chapter 2.1 that "*Sheer translation efforts of existing material (not addressing the other components of the localisation process) are not in the scope of this subline and will not be considered for funding.*" Further details on the evaluators' opinion regarding this proposal are recorded in Volume II of the present report.

2.2.2.2 Comments on Ranked Proposals

The following comments outline the considerations underlying the conclusions drawn and the recommendations made by the evaluation team, including suggested improvements and possible budget reductions. Further details regarding the implementation of the proposals are given in the respective ESR.

42061 Nena

Description

The aim of the project is to verify (feasibility study) the opportunity of realising a web-based information service through the constitution of a digital network among European news agencies, with the contribution of scientific institutions. The service will provide daily news, at national/regional/local level - in a multilingual and multicultural context -regarding opportunities and challenges for socio-economic operators within the integration and convergence process of the new enlarged Europe. The multilanguage and multicultural approach and the presence in a unique portal of such a wide range and spectrum of news and information will allow socio-economic operators to widen their markets and opportunities. The motivation of the project is the extreme linguistic and cultural fragmentation of the information market. The study intends to analyse the state of the art with reference to both supply and demand side of the information sector, identifying precisely the socio-economic target and define a new business model to support financially this internet portal.

Comments

The proposal aims to assess the feasibility of a web-based information service based on national news agencies. It will lead to an innovative service, which promotes cultural and multilingual content. The service provides dynamic multilingual news (e.g. financial and business information) at a national, regional and local level in a consistent and uniform way across European countries, especially in the Accession Countries. The service will supply the increasing demand of information, and it can enhance the opportunities for the market players across Europe. The business case is clear and convincing and the partners have the necessary resources to carry out all the tasks.

42067 MIP-Rite

Description

The MIP-RITE feasibility project intends to design and test the detailed concept for a multilingual Internet service for intellectual property rights (IPR) trading. The project will integrate state-of-the-art tools and technology to provide a testbed for a comprehensive European business to business service involving users, owners and copyright societies, allowing them to carry out tests and evaluate different new ideas for IPR trading. The MIP-

RITE Service concept consists of a multilingual IPR Web Portal, an IPR management and publishing system, a set of web services to be used by system integrators and a multilingual IPR terminology database.
For intellectual property rights users, the MIP-RITE Service shall provide multilingual search and retrieval of IPR data enabling a satisfactory statutory or contractual transaction to take place. It will give IPR users an easy and quick way of identifying the IPR owner, and settle agreements. The MIP-RITE Service should dramatically shorten the time to achieve this. For intellectual property rights owners the MIP-RITE Service supports registration, administration and collection of IPR data. It will increase the use of their content and therefore their revenues.
The MIP-RITE feasibility project will prototype the MIP-RITE service and during the project validate the usability of the service as well as evaluating different types of business models for the service. The MIP-RITE feasibility project is carried out by a consortium of four partners from different European countries, covering technical, business and user validation skills.

Comments
The goal of the proposal is to test a detailed concept for a multilingual internet service for IPRs trading. The proposed action presents innovative aspects that may contribute positively to the objectives of the call, namely concerning IPRs multilingual management and trading.
Overall the proposal is balanced and complete. However, its sustainability after the feasibility phase should be carefully considered by the consortium, especially concerning the revenue scheme and business model.

Details on all other proposals are recorded in Volume II of the present report.

3 RANKED RECORD OF PROPOSALS

The table below represents a ranked record of those proposals, which may receive funding in line with Art. 178.3 of the Implementing Rules of the new Financial Regulation. This ranking was established taking account of the views of the expert evaluators and the rapporteur, who – by the nature of his role in the evaluation process - had a comprehensive view of the overall comparative quality of all proposals, as well as budgetary constraints.

The overall budget tentatively allocated to the ranked proposals amounts to € 746,000. The Commission services have taken due account of the views of the evaluators on the financial contribution to be allocated to the individual proposals in deciding on the amounts indicated in the table below.

Table 7 - Ranked Record of Proposals to be retained for EU Funding

Ranking	Acronym	Number	Score	Total Budget	EC requested funding	Accepted EC requested funding	Cumulative Accepted EC requested funding
1	ALTAIR	41062	4	321.272,00	160.136,00	160.000,00	160.000,00
2	NENA	42061	4	348.600,00	198.925,00	198.000,00	358.000,00
3	EMeteoSRV	41063	4	387.600,00	193.800,00	193.000,00	551.000,00
4	INNOVATRIX	41064	4	391.087,50	195.543,75	195.000,00	746.000,00
	TOTAL						**746.000,00**

The detailed assessment of the quality of each ranked proposal is given in the ESRs attached as part of Volume II of the present report.

Although the proposal « MIP-Rite » obtained a very good overall score, the members of the evaluation panel, assisted by the rapporteur, decided not to retain this proposal as part of the record of ranked proposals which may receive funding for two reasons:

a) Reasons relating to the proposal itself

It showed the weakest overall quality of all proposals retained by the action line panels. Further elements leading to this decision were the fact that the expert evaluators had found the consortium not to meet one of the selection subcriteria (i.e. the capacity to cofinance the proposed project as demonstrated by the company accounts) as well as the qualifying comments made by the evaluators in the overall assessment of the proposal and with respect to the award criteria "Quality, relevance and impact" and "Contribution to economic development and social objectives". These comments raised doubts as to the sustainability of the intended project after the feasibility phase, required more attention to risk management issues and revealed that the proposal does not provide ample evidence of the competitive advantages that the intended service would have over existing competitors. As a result, the project's expected comparative and absolute chances for success and impact beyond the funding phase were considered as too weak for being proposed for Community support.

b) Constraints relating to the overall budget available for funding feasibility projects under the continuous submission scheme

Indeed, the work programme 2003-2004 earmarked an indicative budget of € 4 million for the funding of feasibility projects for that period. To date, an amount of € 2.2 million has been allocated to projects selected as a result of the previous two evaluations and shall be the subject of commitments in 2003[13].

[13] This information is detailed in document No. eContent 57/03 presented at the eContent Management Committee meeting held on 11/07/03.

The allocation of € 0.746 million under this evaluation will raise the total budget used to € 3 million. This is the maximum that can be spent at this stage. In the update of the work programme for 2004, a budget of € 1.5 million has been foreseen for feasibility projects, thus providing similar amounts for the funding as a result of the two remaining evaluations under the continuous submission scheme scheduled for January and April 2004.

Appendix I: eContent - List of proposals

AL1: Public sector content

Reference	Acronym	Title	Total cost	Funding req.	Dur.
FP: Feasibility Projects					
41058Y3C3FPAL1	EU-Intelligence	The EU-Intelligence concept	379,202	189,601	9
41059Y3C3FPAL1	DAEMON	Delivering Access to Europe's Moving image archives On-line	428,000	199,876	6
41060Y3C3FPAL1	MKK System	Digital content for accessing the cultural heritage - MKK	190,000	95,000	9
41061Y3C3FPAL1	E-FIRST	Environmentally-Friendly Information and Resources for Sustainable Tourism	285,320	199,970	9
41062Y3C3FPAL1	ALTAIR	Accessible location-aware travel information and resources	321,272	160,636	9
41063Y3C3FPAL1	EMeteoSrv	Cross-border Meteorological Information Service	387,600	193,800	6
41064Y3C3FPAL1	INNOVATRIX	Innovation and Creativity e-services for problem solving using TRIZ methodologies based on public information	391,088	195,544	9
41065Y3C3FPAL1	CHRONOS	Facilitating European E-business using the concepts of multilingual contract services	399,012	199,506	10
41066Y3C3FPAL1	VEforSME	Training SME for Virtual Enterprises Environment	410,000	365,000	9
41067Y3C3FPAL1	VIPECON	VIRTUAL PRIVATE PLACE FOR EUROPEAN CONTENT IN PRIVATE AND PUBLIC SECTOR	284,500	142,250	9
41068Y3C3FPAL1	Not provided	Rehabilitation of Children Exposed to Traumatic events due to conflict and war	1,405,517	1,405,517	36

AL2: Multilingual and multicultural content

Reference	Acronym	Title	Total cost	Funding req.	Dur.
FP: Feasibility Projects					
42060Y3C3FPAL2	The eLearning City	Cross Media Content Services for the eLearning City	400,000	200,000	12
42061Y3C3FPAL2	NENA	Developm. of a web-based information service through a Network of European News Agencies to enhance integration and convergence of Candidate Countries	348,600	198,925	9
42062Y3C3FPAL2	MT4Baltic	Machine translation for Baltic states	269,750	199,125	9
42063Y3C3FPAL2	SMILE	SMILE - Streaming Media for Interactive Language Experience	441,330	263,165	12
42064Y3C3FPAL2	@Investment	@Investment - a site to young entrepreneurs	71,522	35,761	9
42065Y3C3FPAL2	MULTICON	Lingual and Cultural Localization of an Innovative e-Learning Platform to Address Training and E-Works for the Construction	317,920	199,970	12
42066Y3C3FPAL2	GLOBALISATION	Globalisation and Business	177,746	97,777	6
42067Y3C3FPAL2	MIP-RITE	Multilingual Intellectual Property Rights Index and Tracking Engine	396,826	198,413	9
42068Y3C3FPAL2	TRADEMORE	Trade Mobile and Other Rights to European movie stills	400,000	200,000	6

Appendix II: Statistical Analysis of the Response to the Call

Statistics on formally eligible proposals

Proposals by Action Line						
Sector	**# eligible proposals**		**Total cost all (€)**		**Tot. funding request (€)**	
	#	%	€	%	€	%
Total	14	100.0%	4,717,438	100.0%	2,533,068	100.0%
AL1: Public sector content	6	42.9%	2,163,494	45.9%	1,139,057	45.0%
AL2: Multilingual and multicultural content	8	57.1%	2,553,944	54.1%	1,394,011	55.0%

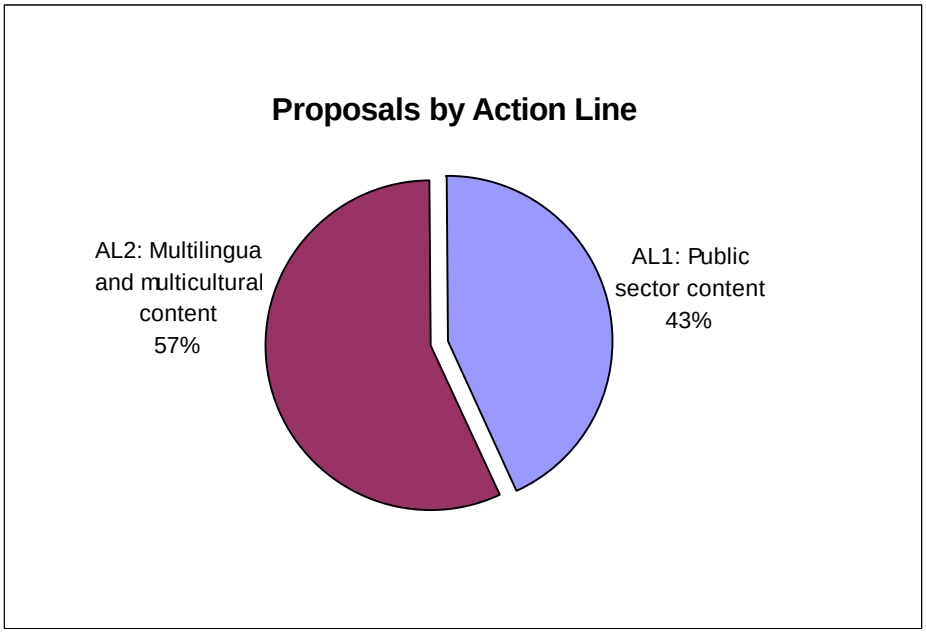

Response by country				
Country	**# eligible organisations[1]**			**Requested funding €**
	Total	**AL1: Public sector content**	**AL2: Multilingual and multicultural content**	
Total	**60**	**26**	**34**	**2,533,068**
Austria	3	0	3	187,665
Belgium	1	1	0	72,400
Denmark	1	1	0	24,532
Finland	6	1	5	286,532
France	1	1	0	57,000
Germany	3	2	1	157,531
Greece	1	1	0	59,240
Italy	8	4	4	402,490

[1] Please do note that some organisations have submitted more than one proposal. When the proposals are submitted to different action lines, the above row totals do not match the sum of the action lines.

Portugal	3	2	1	113,227
Spain	6	0	6	230,724
Sweden	5	4	1	253,227
United Kingdom	7	3	4	249,264
Norway	2	1	1	30,468
Estonia	3	0	3	99,000
Hungary	2	0	2	63,925
Latvia	1	0	1	10,250
Poland	4	3	1	185,300
Romania	2	2	0	29,795
Slovenia	1	0	1	20,000

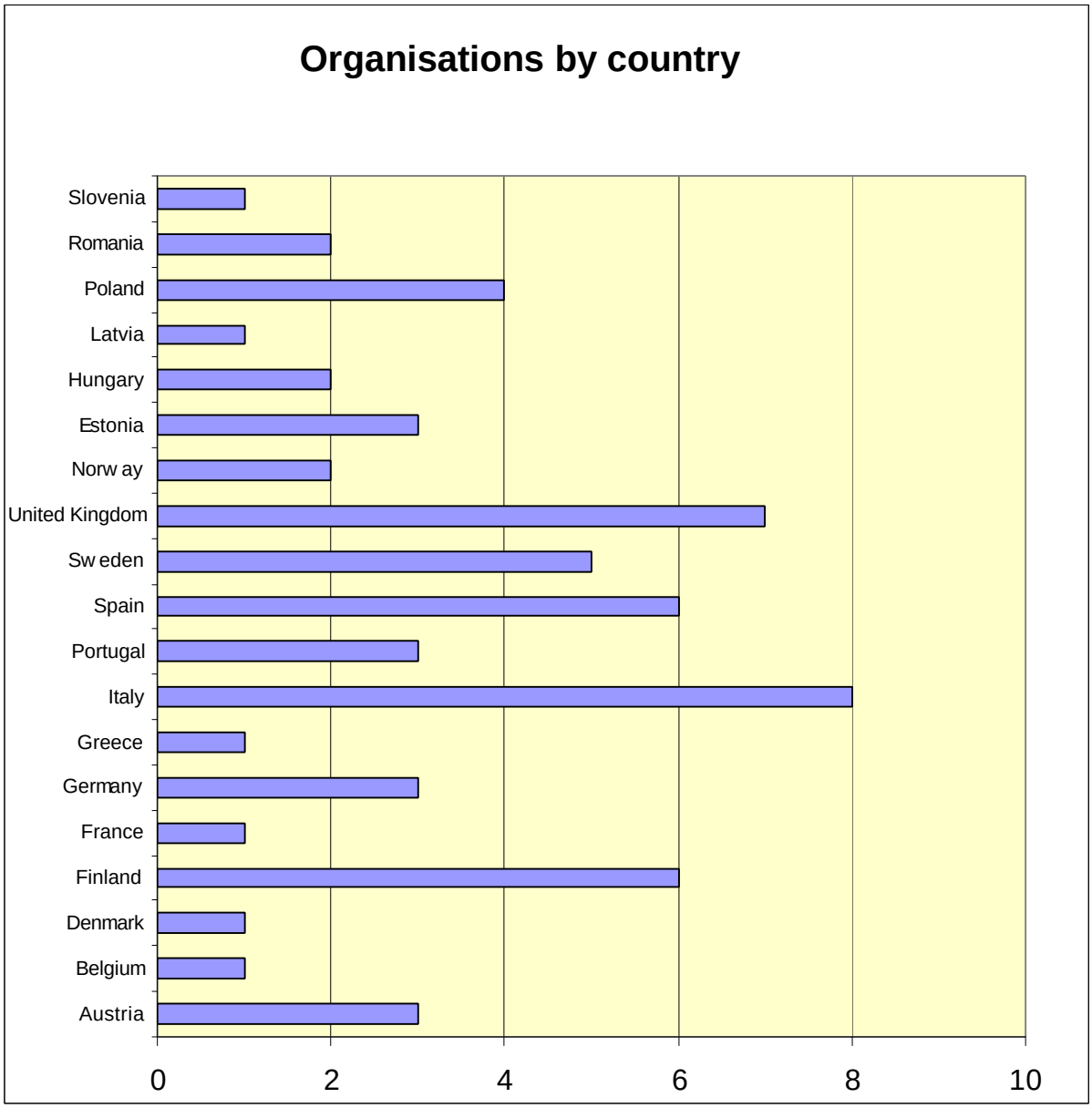

Response by type of action				
Type of action	**# eligible proposals[1]**			**Requested funding €**
	Total	**AL1: Public sector content**	**AL2: Multilingual and multicultural content**	
Total	14	6	8	2,533,068
FP: Feasibility Projects	14	6	8	2,533,068

Response by organisation size								
Organisation size	**# eligible partners**		**Total cost all (€)**		**Tot. funding request (€)**		**Avg. cost pr proposal (€)**	**Avg. funding req. pr proposal (€)**
	#	%	€	%	€	%		
SMEs	35	58.3%	3,101,495	65.7%	1,557,247	61.5%	86,153	43,257
S1: 0 employee	2	3.3%	267,412	5.7%	133,706	5.3%	133,706	66,853
S2: 1-9 employees	19	31.7%	1,548,063	32.8%	774,031	30.6%	77,403	38,702
S3: 10-49 employees	10	16.7%	790,153	16.7%	406,702	16.1%	79,015	40,670
S4: 50-249 employees	9	15.0%	811,439	17.2%	405,720	16.0%	90,160	45,080
S5: 250-499 employees	2	3.3%	254,000	5.4%	120,500	4.8%	127,000	60,250
S6: 500-1999 employees	9	15.0%	665,732	14.1%	357,472	14.1%	73,970	39,719
S7: 2000+ employees	7	11.7%	300,439	6.4%	272,838	10.8%	42,920	38,977

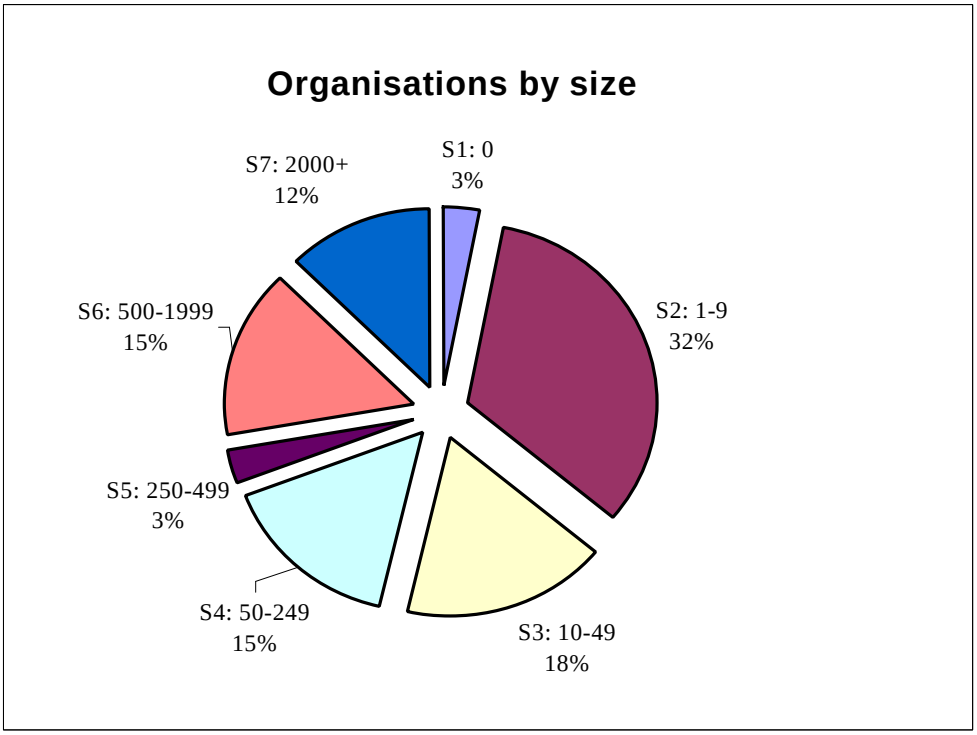

[1] Please do note that some organisations have submitted more than one proposal. When the proposals are submitted to different action lines, the above row totals do not match the sum of the action lines.

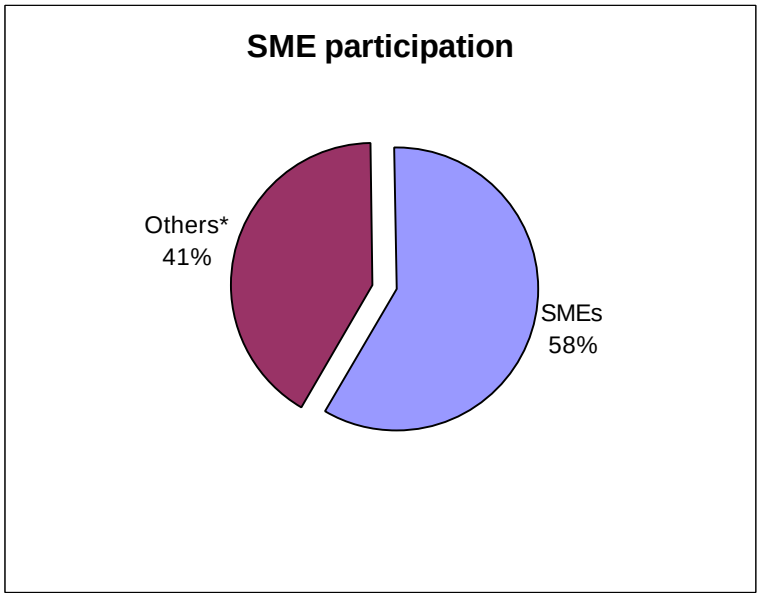

* Others include all organizations above 250 employees,
and those below that are either classified as EEI, GOV, INO or PUC.

Legal status	# eligible organisations [1]			Requested funding €
	Total	AL1: Public sector content	AL2: Multilingual and multicultural content	
GOV: Governmental	17	5	12	562,330
PNP: Private org., non profit	8	5	3	299,481
PRC: Private Commercial Org.	31	14	17	1,488,628
PUC: Public Commercial Org.	4	2	2	182,130

Key statistics on ranked proposals - programme level

Ranked proposals by Action Line						
Sector	# ranked proposals		Total cost all (€)		Tot. funding request (€)	
	#	%	€	%	€	%
AL1: Public sector content	3	75.0%	1,099,960	75.9%	549,980	73.4%
AL2: Multilingual and multicultural content	1	25.0%	348,600	24.1%	198,925	26.6%
Total	**4**	**100.0%**	**1,448,560**	**100.0%**	**748,905**	**100.0%**

[1] Please do note that some organisations have submitted more than one proposal. When the proposals are submitted to different action lines, the above row totals do not match the sum of the action lines.

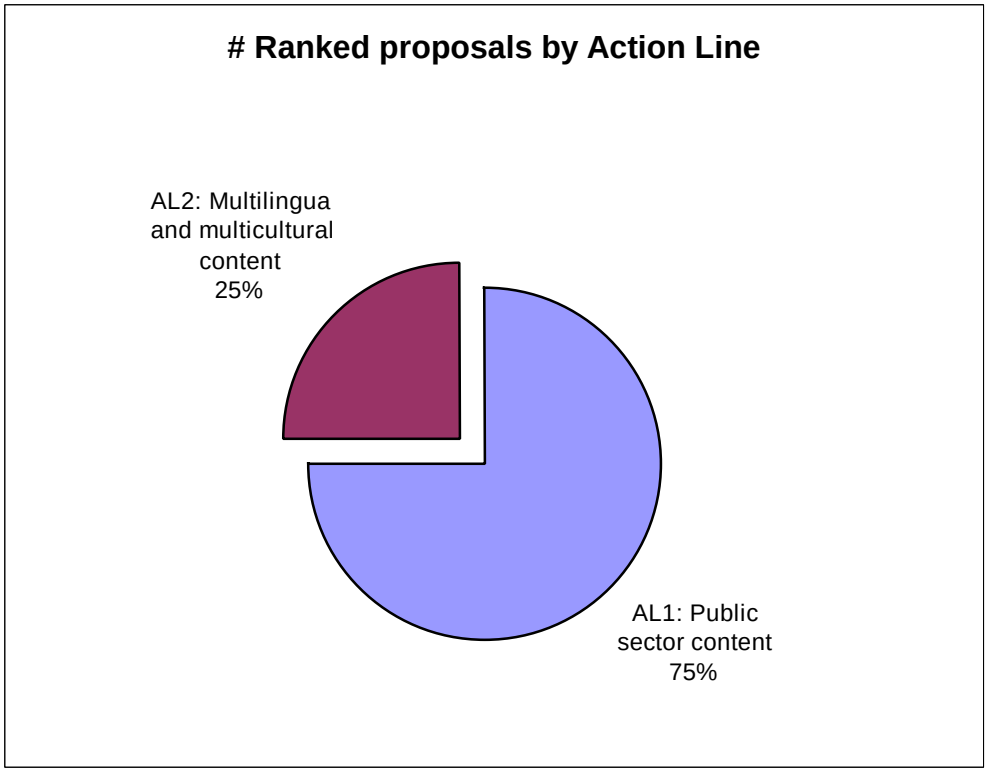

Ranked proposals								
Action	**#eligible proposals[1]**		**Total cost all (€)**		**Tot. funding request (€)**		**Avg. cost pr proposal (€)**	**Avg. funding req. pr proposal (€)**
	#	**%**	**€**	**%**	**€**	**%**		
FP: Feasibility Projects	4	100.0%	1,448,560	100.0%	748,905	100.0%	362,140	187,226
Total	**4**	**100.0%**	**1,448,560**	**100.0%**	**748,905**	**100.0%**	**362,140**	**187,226**

Organisation size	**# eligible partners**		**Total cost all (€)**		**Tot. funding request (€)**		**Avg. cost pr proposal (€)**	**Avg. funding req. pr proposal (€)**
	#	**%**	**€**	**%**	**€**	**%**		
SMEs	11	64.7%	964,110	66.6%	482,055	64.4%	87,646	43,823
S1: 0 employee	1	5.9%	36,982	2.6%	18,491	2.5%	36,982	18,491
S2: 1-9 employees	6	35.3%	424,268	29.3%	212,134	28.3%	70,711	35,356
S3: 10-49 employees	1	5.9%	81,660	5.6%	40,830	5.5%	81,660	40,830
S4: 50-249 employees	3	17.6%	421,200	29.1%	210,600	28.1%	140,400	70,200
S5: 250-499 employees	1	5.9%	40,000	2.8%	20,000	2.7%	40,000	20,000
S6: 500-1999 employees	3	17.6%	358,000	24.7%	179,000	23.9%	119,333	59,667
S7: 2000+ employees	1	5.9%	49,250	3.4%	49,250	6.6%	49,250	49,250
NA: Not Applicable/available	1	5.9%	37,200	2.6%	18,600	2.5%	37,200	18,600

[1] Please do note that some organisations have submitted more than one proposal. When the proposals are submitted to different action lines, the above row totals do not match the sum of the action lines.

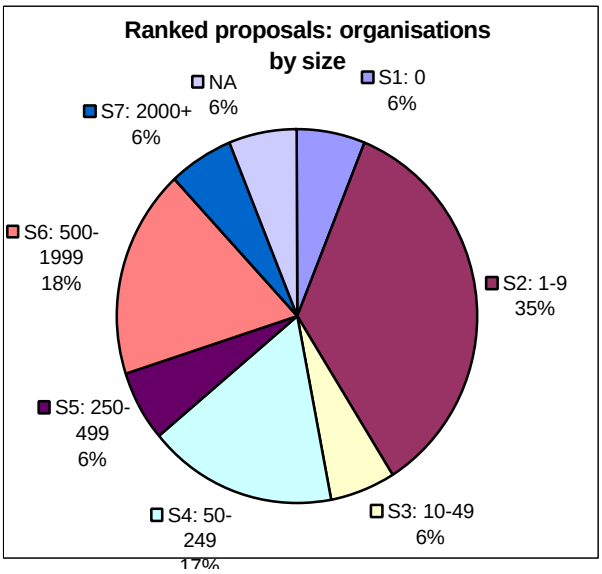
Ranked proposals: organisations by size
NA 6%
S1: 0 6%
S7: 2000+ 6%
S6: 500-1999 18%
S2: 1-9 35%
S5: 250-499 6%
S4: 50-249 17%
S3: 10-49 6%

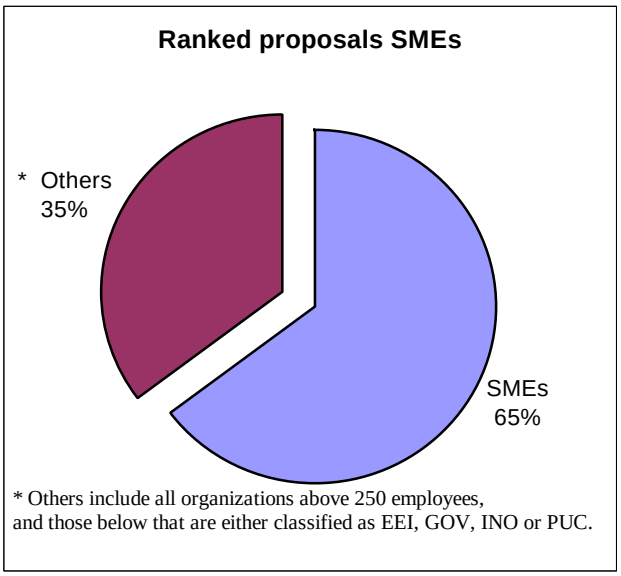
Ranked proposals SMEs
* Others 35%
SMEs 65%
* Others include all organizations above 250 employees,
and those below that are either classified as EEI, GOV, INO or PUC.

Legal status	# eligible organisations[1]		Total cost all (€)		Tot. funding request (€)		Avg. cost pr proposal (€)	Avg. funding req. pr proposal (€)
	#	%	€	%	€	%		
GOV: Governmental	3	17.6%	154,450	10.7%	101,850	13.6%	51,483	33,950
PNP: Private org., non profit	1	5.9%	81,660	5.6%	40,830	5.5%	81,660	40,830
PRC: Private Commercial Org.	11	64.7%	1,082,450	74.7%	541,225	72.3%	98,405	49,202
PUC: Public Commercial Org.	2	11.8%	130,000	9.0%	65,000	8.7%	65,000	32,500

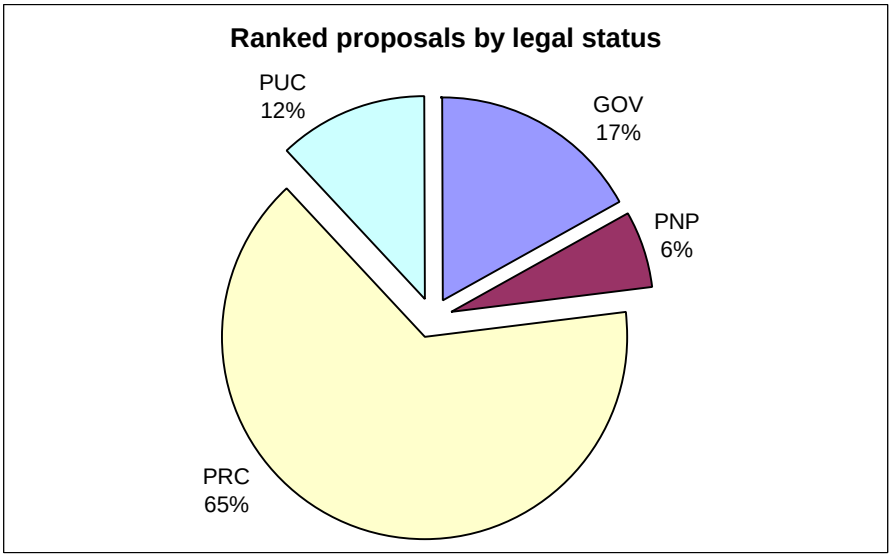

Organisation type	# eligible partners		Total cost all (€)		Tot. funding request (€)		Avg. cost pr proposal (€)	Avg. funding req. pr proposal (€)
	#	%	€	%	€	%		
IND: Industry	7	41.2%	718,980	49.6%	359,490	48.0%	102,711	51,356
OTH: Others	5	29.4%	551,208	38.1%	275,604	36.8%	110,242	55,121
RES/REC: Research	5	29.4%	178,372	12.3%	113,811	15.2%	35,674	22,762

[1] Please do note that some organisations have submitted more than one proposal. When the proposals are submitted to different action lines, the above row totals do not match the sum of the action lines.

Country	Ranked proposals: organisations by Country		
	# eligible organisations[1]	Total cost all (€)	Tot. funding request (€)
All countries	**17**	**1,448,560**	**748,905**
Belgium	1	144,800	72,400
France	1	114,000	57,000
Italy	5	483,030	266,140
Portugal	2	193,208	96,604
United Kingdom	2	104,982	52,491
Hungary	1	19,350	9,675
Poland	3	313,600	156,800
Romania	1	35,590	17,795
Slovenia	1	40,000	20,000

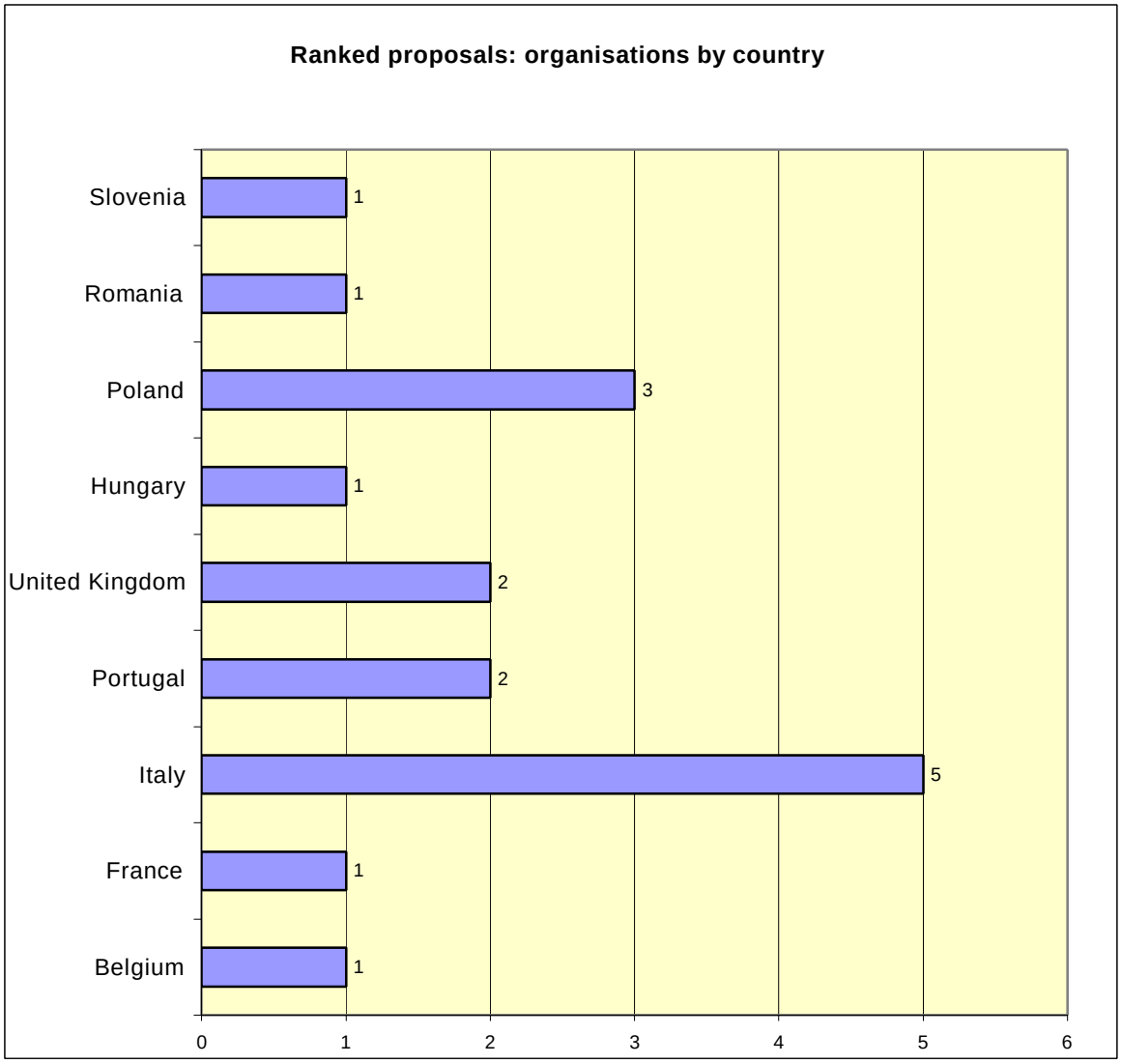

[1] Please do note that some organisations have submitted more than one proposal. When the proposals are submitted to different action lines, the above row totals do not match the sum of the action lines.